

Prod.

TITLE ARC SUPPRESSION - DYNAMIC BRAKE RELAYS - EXPELLOR A/C		EXP. NO. 12505	FILE CODE 111-71
PART NO. 6046139A		EFFECTIVE Immediately	
PART NAME U/C SELECTOR RELAY		ORIG. NO. 111-22011	COPIED TO
USE OF E.M. CHANGE CORRECTION STOP ORDER/RELEASE NEW DRAWING REVISION DRAWING VARIATION OBSOLETE NOTICE USE AS NOTED		JOB NO. 10-0242	NO. 5 6 9 2 1 1 4 1
DISPOSITION OF DROK		CUSTOMER'S ORDER NO. ODM 572860	
CHECK ELECTRIC APPLIED	NO	CUSTOMER	
DATE TO BE APPLIED	NO	R.C.A.F.	
NOT AFFECTED	NO	TYPE AIRCRAFT EXPELLOR	
DEFINITION	NO	AIRCRAFT REGISTRATION NO. 2309	
REWORK	NO	DATE 7 Jan 58	
NO REWORK	NO	BY/ISSUER W.J.	
NO REWORK	NO	RES. NO.	
NO REWORK	NO	CUSTOMER W.J.	

APPROVALS
DATE FULL PARTICULARS AND SIGNATURES POSSIBLE

The following modification will be installed in Expeditor ~~2309~~ ²³⁰⁹ only on an Engineering prototype basis.

1. Install placard B.W part number 111-22010 on main instrument panel in accordance with B.W drawing 111-22011.
2. Install 2 only arc suppressors International Rectifier Co. Part number S2Y1H per Fig. 1.
3. Ref. Ame letter 1038 JU-(LC/R04), 12 Feb. 1957 and Son. Trenton UCR. #6253/A202.

SEE FIG 3 FOR WIRING

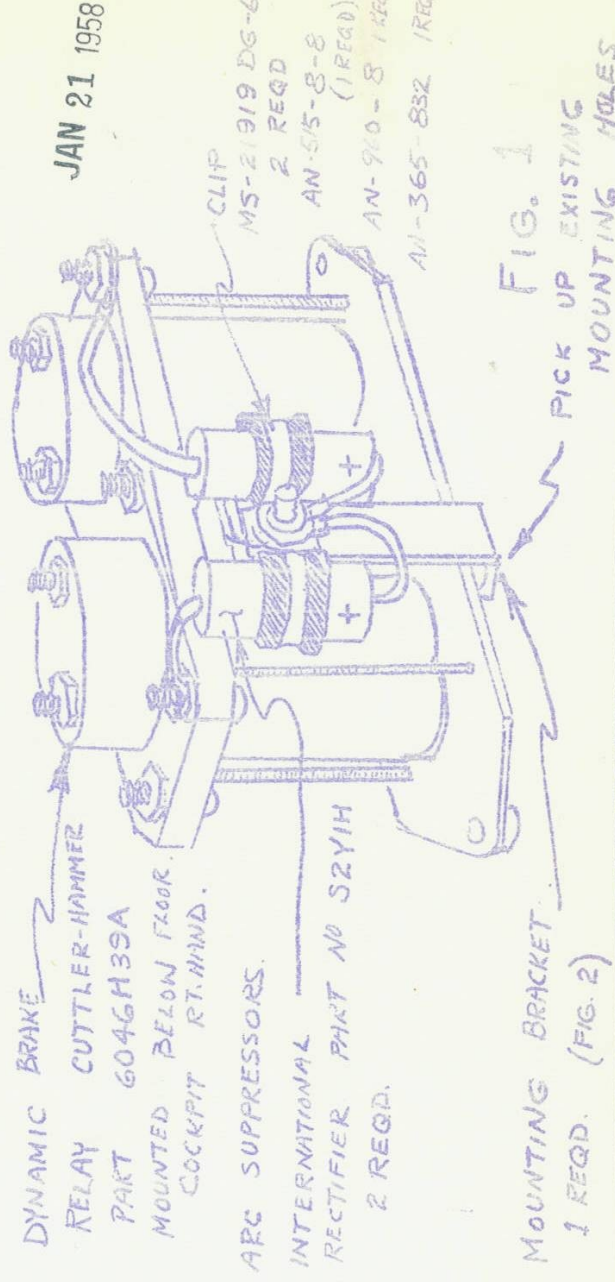


FIG. 1

NOTE: WHEN EFFECTIVITY IS OMITTED FROM E.M. CHANGES ARE TO BE EFFECTIVE UPON PLANNING DEPARTMENT AUTHORIZATION.

REV-JAN-20-1958

TITLE

E.M. No.

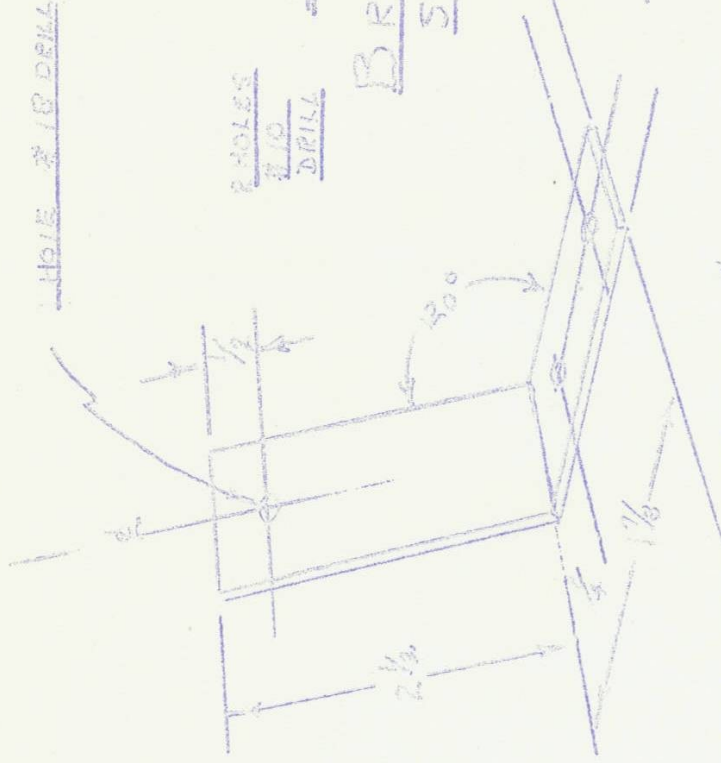


FIG. 3

BRACKET SUPPRESSOR

MOUNTING
24ST .040
AL. ALLOY
FINISH: PRIME

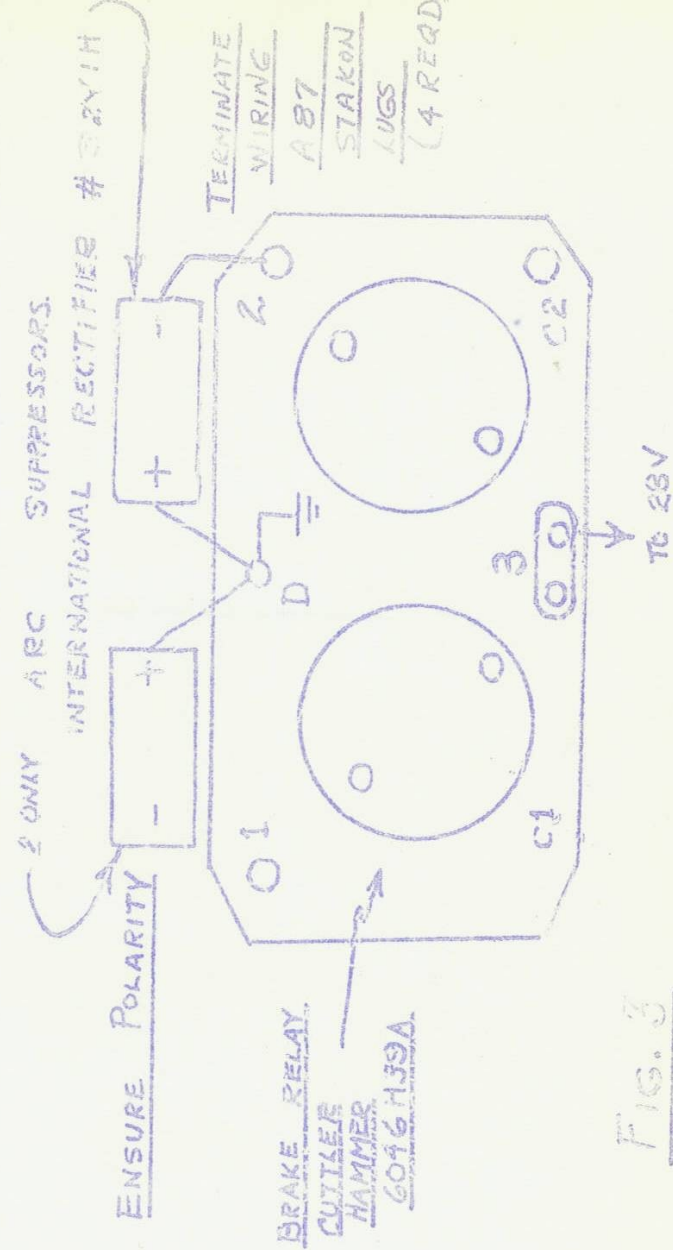


FIG. 3