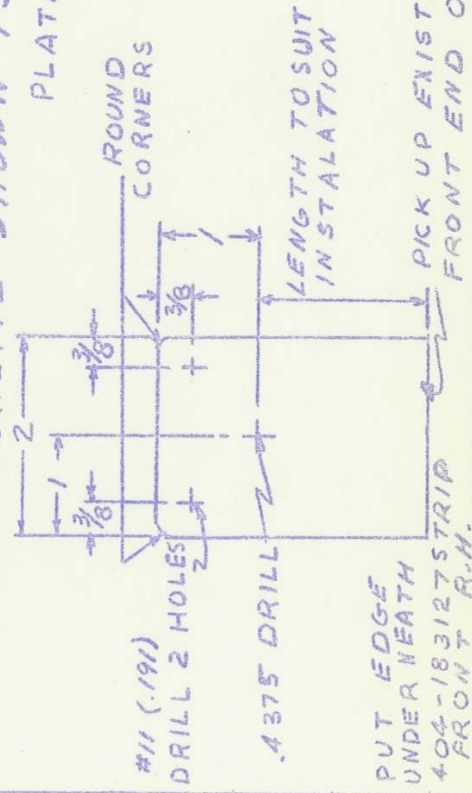


TITLE REPAIR SCHEME - FLOOR BOARD BRAKE LINE		E.L. NO. 12294	FILE CODE 11-84
PART NO.		EFFECTIVE AS REQUIRED	
PART NAME		DATE NO.	COPIED TO
USE OF E.L.		CUSTOMER'S ORDER NO.	NO. 3
DISPOSITION OF STOCK		CUSTOMER	6
SAVAGE		ORIGINATED BY A. HARMIS	9
CONCESSION		DATE	2
STOP ORDER/RELEASE		TYPE AIRCRAFT EXPEDITORS 3	1
NEW DRAWING		AIRCRAFT REGISTRATION NO.	3
REVISED DRAWING		DATE MAY 1957	1
VARIATION		DATE CHANGE YES (X) NO	4
OBSOLETE NOTICE		CUSTOMER'S ORDER NO.	
USE AS NOTED		DATE	
APPROVALS		DATE	
ONE FULL PARTICULAR AND SKETCH WHERE POSSIBLE		DATE	

APPROVALS
A. Harmis
 ENGINEERING
 CONTRACTS ADMIN.

THE FLOOR BOARD, PILOT'S COMPARTMENT, R.H. HAS BEEN DAMAGED DUE TO EXCESSIVE TIGHTENING OF THE PIPING UNIONS AND THE SECURING NUTS. AS A RESULT OF THIS, THE UNIONS ARE LOOSE CAUSING DAMAGE TO FLARED ENDS AND IN SOME CASES THE PIPING IS FREE TO VIBRATE DUE TO THE FLOOR COMPLETELY BREAKING AWAY LOCALLY. TO RECTIFY THIS SITUATION THE REPAIR SCHEME SHOWN IS TO BE USED.

PLATE-2024 - 50, 5 T-X.064" TK.
 QQ-A - 355 OR 362



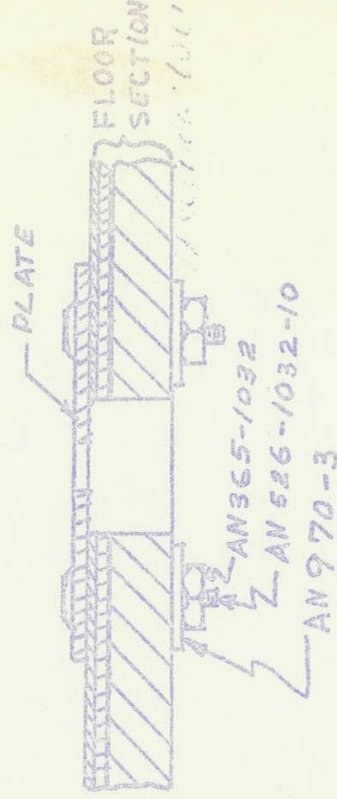
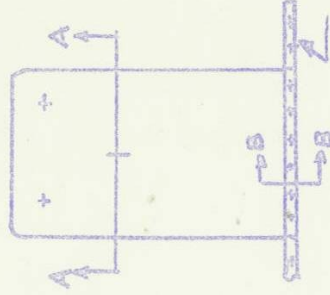
NOTE: WHEN ACTIVITY IS OMITTED FROM E.L. CHANGES ARE TO BE EFFECTIVE UPON PLANNING DEPARTMENT AUTHORIZATION.

TITLE REPAIR SCHEME - FLOOR BOARD
BRAKE LINE

E.M. NO.

12294

SECTION A-A



METAL EDGE ON FORWARD EDGE
OF R.H. FLOORBOARD. JOGGLE TO
HOLD REINFORCING PLATE.
PICK UP EXISTING SCREWS

SECTION B-B



Z 404-183127 STRIP